

Conventional Indicating Heat Detector

Head Office

Wellington

PO Box 35-063
Naenae
17 Eastern Hutt Rd
Wingate
Lower Hutt
Tel (04) 567-3229
Fax (04) 567-3644

www.pertronic.co.nz

sales@pertronic.co.nz
tech@pertronic.co.nz

Auckland Office

PO Box 15-867
New Lynn 0640
359 Onehunga Mall
Onehunga
Auckland
Tel (09) 633-0226
Fax (09) 633-0228



ISO 9001: 2000

International Standards
Certifications
QAC/R61/0051

Product Overview:

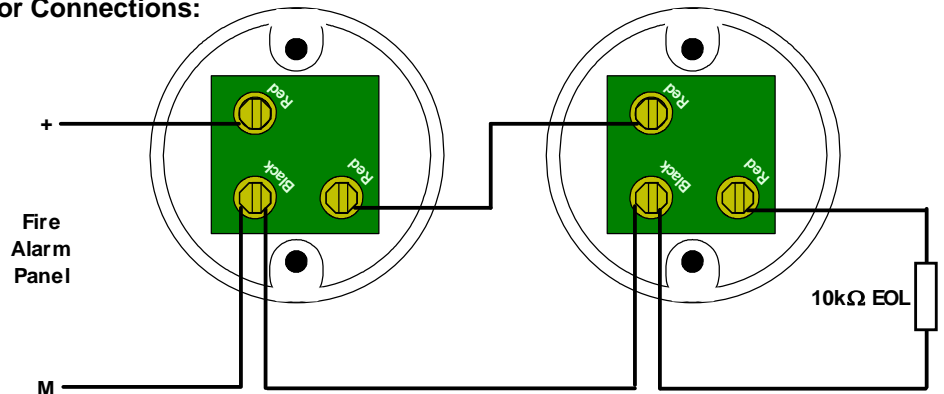
- Fast response, fixed temperature Fire Alarm Heat Detector.
- Protected against false activation caused by vibration or other transient impulses.
- Complies fully with NZS4512:2003.
- Brass terminals accept up to 1.5mm² cable
- Bi-directional circuit connection terminals
 - either 'Red' terminal may be connected to the Fire panel.
- Red LED indication: the LED latches ON when the thermo-mechanical sensor activates. De-powering the heat detector resets the LED.
- The detector clamps the circuit voltage at 2.3V
- Available in a variety of configurations:
 - Standard
 - Encapsulated
 - Remote LED Indicator – refer to brochure '0722-Indicating Heat Detector-Remote LED'.
 - Remote Kit – refer to brochure '0721-Indicating Heat Detector Kits'.
- For non-2 Wire panels, reversal of the IHD causes a High Defect – the M-Level reached is dependent upon the number of detectors on the circuit and the number reversed.



Specification:

Electrical:	Operating Voltage 12 to 24Vdc	Quiescent Current 0mA	Alarm Current - panel dependent	
Environmental:	Operating Temperature Range 0 °C to +80 °C		Humidity (non-condensing) 10 to 90% RH	
Mechanical:	Dimension (Diameter x Height mm)	Weight	Material	Colour
- Heat Detector	65 x 40	50 gms	Polycarbonate	White
- Encaps Heat Det		150 gms	Polycarbonate	White
- Remote Heat Det		50 gms	Polycarbonate	White

Heat Detector Connections:




Ensure the 'M' cable is separated and NOT twisted together.
Failure to comply may mean the loss of a detector is not detected

Compatibility:

Indicating Heat Detectors are compatible with the following products:

Product	Detector Hardware Version	Panel Software Version	Release Date
F1	v1.0 & above	v2.3 & above	November 2003
F1-2W	v6.0 & above	v9.04 & above	March 2007
F4	v1.0 & above	v2.26 & above	November 2003
F4-2W	v6.0 & above	v9.0 & above	March 2007
F16	v1.0 & above	v7.0 & above	November 2003
F16e	v1.0 & above	v1.10N & above	June 2004
Loop Responder	v1.0 & above	v3.00N & above	May 2004

Encapsulated Indicating Heat Detector: recommended for 'wet' environments.



Remote LED Indicating Heat Detector:

Features

- Remote LED Terminal accepts 0.75mm² cable.
- Other features similar to standard Indicating Heat Detector

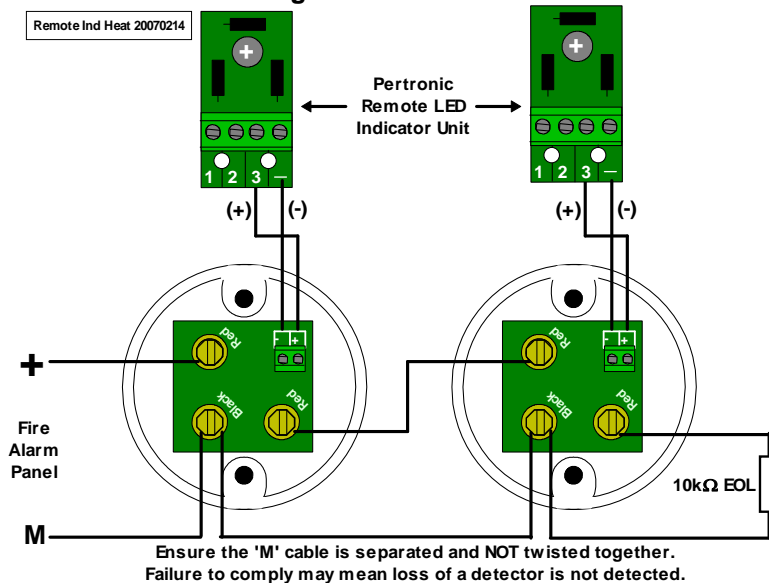
Operation

The Remote LED Indicator Unit latches ON when the detectors thermo-mechanical sensor element activates. A latched activation is reset by de-powering the detector.

IMPORTANT NOTES

- 1) No visual indication of activation is provided if the Indicator unit is not correctly connected to the Remote LED Indicating Heat Detector.
- 2) Only the Pertronic Remote LED Indicating Detector supports the Remote LED Indicator Unit. The standard Pertronic Indicating Heat Detector does NOT support the Remote LED Indicator Unit, therefore use only the Pertronic Remote LED Indicator Unit with the Remote LED Indicating Detector.

Detector Connections – Remote Indicating:



Product Codes:

Description	Standard	Remote	Encapsulated	Remote Kit
Indicating Heat Detector, Blue : 57°C	IHDB-3	IHDBR	IHDBE-3	IHDBEK-3
Indicating Heat Detector, Yellow : 77°C	IHDY-3	IHDYR	IHDYE-3	IHDYEK-3
Indicating Heat Detector, Green : 93°C				IHDGEK-3
Indicating Heat Detector, Black : 125°C				IHDBKEK-3
Remote LED Indicating Unit		DETREM		

PERTRONIC INDUSTRIES LTD

Head Office:

17 Eastern Hutt Rd, Wingate, Lower Hutt
Tel (04) 567-3229 Fax (04) 567-3644

www.pertronic.co.nz
sales@pertronic.co.nz
tech@pertronic.co.nz

Auckland Office:

359 Onehunga Mall, Onehunga, Auckland
Tel (09) 633-0226 Fax (09) 633-0228

'Pertronic' and 'Firetronix' are registered trademarks of Pertronic Industries Ltd