



1 Watt, 100Vrms Speaker with Isolator and Analogue Addressable Base PSSB524IEFT

Head Office

Wellington

PO Box 35-063
Naenae
17 Eastern Hutt Rd
Wingate
Lower Hutt
Tel (04) 567-3229
Fax (04) 567-3644

www.pertronic.co.nz

sales@pertronic.co.nz
tech@pertronic.co.nz

Auckland Office

PO Box 15-867
New Lynn 0640
359 Onehunga Mall
Onehunga
Auckland
Tel (09) 633-0226
Fax (09) 633-0228



ISO 9001: 2000

International Standards
Certifications
QAC/R61/0051

Product Overview:

- The **PSSB524IEFT** is one of a range of 100V Line speakers (1.1W max) manufactured by Pertronic Industries Ltd.
- Integrates a 1W speaker; tapped line transformer and DC blocking capacitor mounted in an aesthetically pleasing acoustic enclosure, which includes a System Sensor B524IEFT Analogue Addressable detector base with integral Isolator.
- Used in conjunction with the Pertronic 20W or 50W, 100V line amplifiers, it provides a cost effective solution for speaker-based building evacuation systems that must comply with the NZS4512:2003 and AS2220 Standards.
- The **PSSB524IEFT** has mini-jumpers for selecting one of 0.2W, 0.7W, or 1.1W power outputs.
- At 1.1W the **PSSB524IEFT** can reproduce the 'Evacuation' tone at a sound pressure level of 98dBA at 1 metre, when used with Pertronic 100V amplifiers.

Operation:

- The panel loop output and amplifier line output are connected to the **PSSB524IEFT** Speaker as shown in Figure 1.
- Terminals are provided for the analogue loop, 100V line and LED output connections.
- The Loop '+' and '-' terminals are connected to the corresponding **PSSB524IEFT** Loop '+' and '-' terminals.
- If the loop develops a short-circuit, the isolator base opens the circuit allowing the loop analogue loop to operate under fault conditions and automatically restore when the fault is removed.
- The amplifier's line terminals '+' and '-' are connected to the corresponding **PSSB524IEFT** Line '+' and '-' terminals.
- If the amplifier is not active, the 100V line is monitored by the application of an inverted DC voltage to the **PSSB524IEFT** Line '+' terminal.
- The **PSSB524IEFT** consumes no power in monitor mode.
- A 10kΩ, 1W monitor resistor is placed at the last **PSSB524IEFT**.
- When the Amplifier is active, the monitoring DC voltage is removed from the line output and the 100Vrms signal is applied, causing the **PSSB524IEFT** to operate.

Specification:

Dimensions:

When recessed:	
Height below ceiling	38mm (including B501 base)
Height above ceiling	35mm
With surface mount extension cover	73mm
Diameter of mounting flange	122mm

Colour:

White.

Sound Level Output:

Sound pressure level at 1.1W, 1m (peak ± 3dB)			
Power Tap Selected:	0.2W	0.7W	1.1W
Evacuation:	77.8dBA	98.7dBA	98.9dBA
Alert:	64dBA	83.5dBA	85.3dBA

Frequency Response:

400Hz – 10kHz

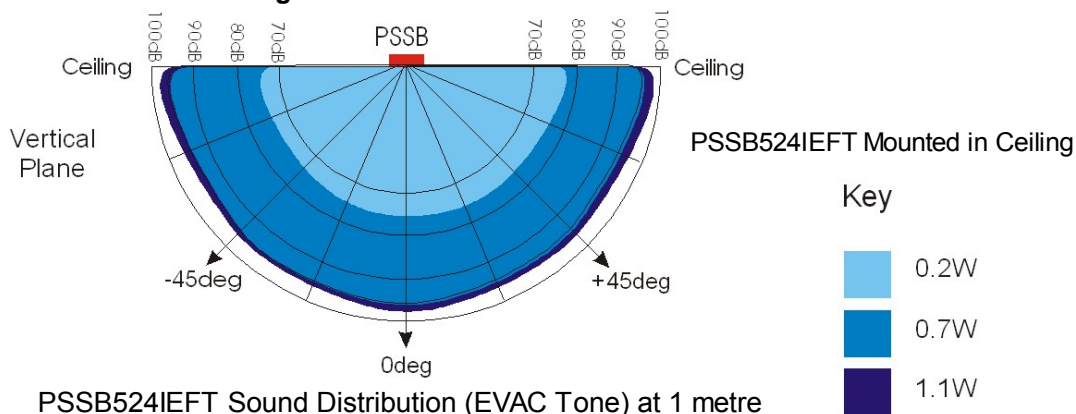
Input Capacitor:

2µF, 63V Ceramic Disc

Maximum Line Voltage:

100Vrms

Sound Distribution Diagram:



Access hole to LED output.



Connection Diagram:

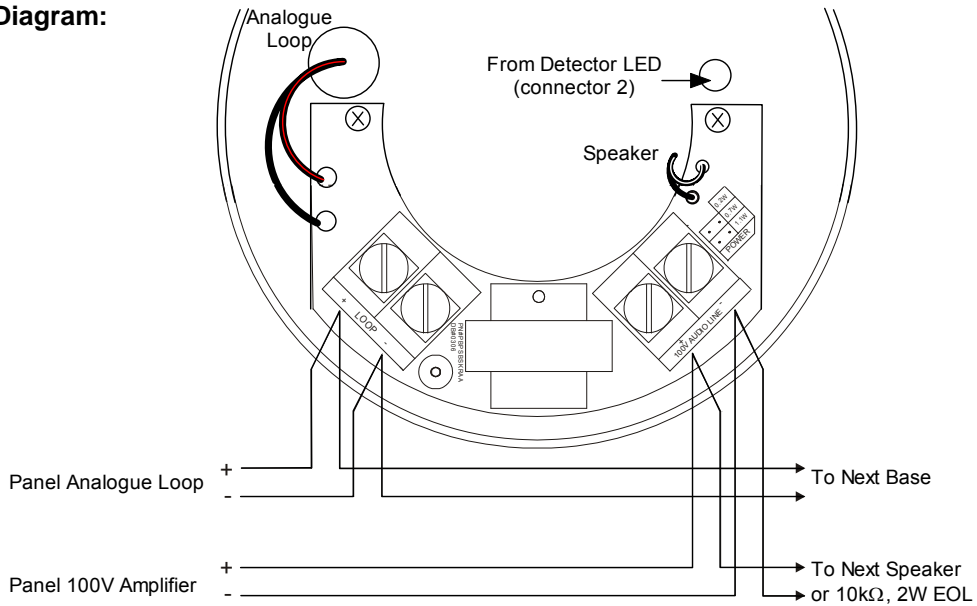


Figure 1

PSSB Drilling Template:

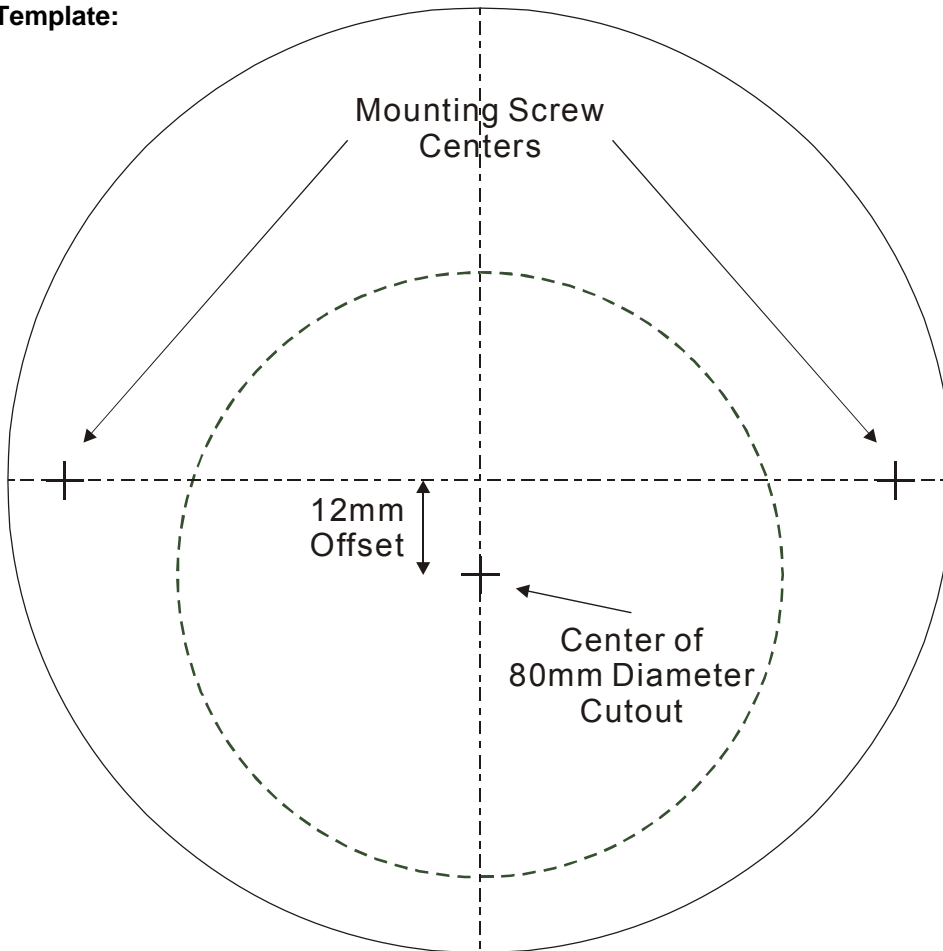


Figure 2

Product Code:

Description	Code
Pertronic Speaker with B524IEFT Isolator Base	PSSB524IEFT
Pertronic Speaker with B501 Analogue Base	PSSB501

PERTRONIC INDUSTRIES LTD

Head Office:

17 Eastern Hutt Rd, Wingate, Lower Hutt
Tel (04) 567-3229 Fax (04) 567-3644

www.pertronic.co.nz
sales@pertronic.co.nz
tech@pertronic.co.nz

Auckland Office:

359 Onehunga Mall, Onehunga, Auckland
Tel (09) 633-0226 Fax (09) 633-0228

'Pertronic' and 'Firetronix' are registered trademarks of Pertronic Industries Ltd