

# PERTRONIC INDUSTRIES LTD

## DATASHEET

### F4-RMAX Remote LED Mimic



## Overview

The Pertronic F4 Remote LED Mimic / Aux Relay Module F4-RMAX is an optional extra for the Pertronic F4 conventional 4-zone fire alarm panel. This board enables the fire alarm panel to drive a remote LED mimic display over an RS485 communication bus.

Installing an F4-RMAX adds three extra features to the F4 fire alarm panel:


- Serial port for a monitored remote LED Mimic
- Additional two-pole changeover Auxiliary Fire relay
- Additional two-pole changeover Auxiliary Defect relay

The F4-RMAX is compatible with F4 fire alarm panels fitted with version 5.02 or later firmware, and version 5.05 or later F4 master boards.

The Auxiliary Fire relay is normally de-energised and operates when any circuit activates into a Brigade Calling Alarm.

The Auxiliary Defect relay is normally de-energised and operates when any fault occurs.

The F4-RMAX board may be fitted in a Pertronic F4 panel that also has an F4 Type 5 Sound Control Board, provided the panel master board is Version 5.05 or later.



*F4-RMAX Board*

## Features



- » Interfaces an F4 fire alarm panel to a Pertronic remote LED mimic
- » The LED mimic is monitored via the RS485 serial bus
- » Two-pole change-over (form C) Auxiliary Fire and Auxiliary Defect relays
- » Auxiliary Relay Isolate switch

## Specification

<b>Power Supply</b>	13.7 V dc and 5 V dc
<b>Current Consumption (Standby &amp; Alarm)</b>	3 mA to 5 mA, excluding current drawn by mimic
<b>RS485 Data Rate</b>	9.6 kB/s
<b>Relays, Two-pole (Fire, Defect)</b>	2 A @ 30 V dc Form C (changeover)*
<b>Operating Temperature</b>	- 10 °C to +55 °C
<b>Humidity</b>	10 % to 95 % RH, non-condensing
<b>Dimensions</b>	94 x 67 x 26 (H x W x D mm)
<b>Weight</b>	50 g

\* We recommend 0.5 mm<sup>2</sup> cable if pole 1 is required to switch more than 1.5 Amps (continuous).

## Connection Diagram



## Ordering Information

Product Code	Description
F4-RMAX	Remote LED Mimic / Aux Relay Module for F4
F100PDB12	12 Way Smart LED Display Bd for F100, F120, F16E, F4-RMAX
F4T5SCNT	F4 Type 5 Sound Control Board with Hush

This information must not be treated as partial or complete instructions for the design, construction, installation, commissioning, or maintenance of fire detection, fire alarm, or building evacuation systems. Fire and evacuation systems must be designed and installed by properly qualified persons, in accordance with all regulatory requirements. Unless explicitly stated otherwise, this document provides typical specifications and nominal dimensions. Actual product performance and dimensions may vary. All information in this document is subject to change. Please consult Pertronic Industries or visit our web site for up to date information. PERTRONIC® is a registered trademark of Pertronic Industries Limited.

